


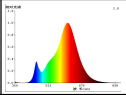


Product information sheet			
Supplier's name or trade mark:			
Supplier's address (a):	Würth International AG Aspermontstrasse 1 CH-7000 Chur		
Model identifier:	Art. 0978 400 103		
Type of light source:	LED		
Lighting technology used:	LED	Non-directional or directional:	Non-directional
Mains or non-mains:	MAINS	Connected light source (CLS):	
Colour-tunable light source:	NO	Envelope:	
High luminance light source:	NO		
Anti-glare shield:	NO	Dimmable:	NO
Product parameters			
Parameter	Value	Parameter	Value
General product parameters:			
Energy consumption in on-mode (kWh/1 000 h)	5	Energy efficiency class	F
Useful luminous flux (Φ _{use}), indicating if it refers to the flux in a sphere (360°), in a wide cone (120°) or in a narrow cone (90°)	470lm	Correlated colour temperature, rounded to the nearest 100 K, or the range of correlated colour temperatures, rounded to the nearest 100 K, that can be set	2700K
On-mode power (P _{on}), expressed in W	5W	Standby power (P _{sb}), expressed in W and rounded to the second decimal	Not Applicable
Networked standby power (P _{net}) for CLS, expressed in W and rounded to the second decimal	Not Applicable	Colour rendering index, rounded to the nearest integer, or the range of CRI-values that can be set	≥80
Outer dimensions without separate control gear, lighting control parts and non-lighting control parts, if any (millimetre)	Height	79	Spectral power distribution in the range 250 nm to 800 nm, at full-load 
	Width	45	
	Depth	45	
Claim of equivalent power (c)	[yes/-] (d)	If yes, equivalent power (W)	40W
		Chromaticity coordinates (x and y)	0.463 0.42
Parameters for directional light sources:			
Peak luminous intensity (cd)	Not Applicable	Beam angle in degrees, or the range of beam angles that can be set	Not Applicable
Parameters for LED and OLED light sources:			
R9 colour rendering index value	>0	Survival factor	≧ 0.9
the lumen maintenance factor	93.10%		
Parameters for LED and OLED mains light sources:			
displacement factor (cos φ _l)	≧ 0.5	Colour consistency in McAdam ellipses	≤6
Claims that an LED light source replaces a fluorescent light source without integrated ballast of a particular wattage.	Not Applicable	If yes then replacement claim (W)	Not Applicable
Flicker metric (Pst LM)	<1	Stroboscopic effect metric	≤0.9
<p>(a) changes to these items shall not be considered relevant for the purposes of point 4 of Article 4 of Regulation (EU) 2017/1369.</p> <p>(b) if the product database automatically generates the definitive content of this cell the supplier shall not enter these data.</p> <p>(c) '': not applicable; 'yes': An equivalence claim involving the power of a replaced light source type may be given only: -- for directional light sources, if the light source type is listed in Table 4 and if the luminous flux of the light source in a 90 ° cone (Φ_{90°}) is not lower than the corresponding reference luminous flux in Table 4. The reference luminous flux shall be multiplied by the correction factor in Table 5. For LED light sources, it shall be in addition multiplied by the correction factor in Table 6; -- for non-directional light sources, the claimed equivalent incandescent light source power (rounded to 1 W) shall be that corresponding in Table 7 to the luminous flux of the light source. The intermediate values of both the luminous flux and the claimed equivalent light source power (rounded to the nearest 1 W) shall be calculated by linear interpolation between the two adjacent values.</p> <p>(d) '': not applicable; 'yes': Claim that a LED light source replaces a fluorescent light source without integrated ballast of a particular wattage. This claim may be made only if: -- the luminous intensity in any direction around the tube axis does not deviate by more than 25 % from the average luminous intensity around the tube; and -- the luminous flux of the LED light source is not lower than the luminous flux of the fluorescent light source of the claimed wattage. The luminous flux of the fluorescent light source shall be obtained by multiplying the claimed wattage with the minimum luminous efficacy value corresponding to the fluorescent light source in Table 8; and -- the wattage of the LED light source is not higher than the wattage of the fluorescent light source it is claimed to replace. The technical documentation file shall provide the data to support such claims.</p>			